

## Six Month Cell Growth Plan

<i>INTRODUCTION</i> .....	3
<i>INDUCTION CELL MEETING</i> .....	7
<i>MONTH 1: Laying the Foundation for Growth</i> .....	9
<i>MONTH 2: Preparing the Ground for Growth</i> .....	19
<i>MONTH 3: Sowing the Seed</i> .....	31
<i>MONTH 4: Reaping the Harvest – 4 Evangelistic Evenings</i> .....	41
<i>MONTH 5: Receiving New Believers – 4 Consolidation Studies</i> .....	51
<i>MONTH 6: Celebrating Success</i> .....	61
 <i>APPENDICIES</i>	
<i>I: Ice Breakers</i> .....	77
<i>II: Getting the Most Out of Cell Participation</i> .....	78
<i>III: Removing Barriers to Belief</i> .....	81
<i>IV: Holding A Half Night of Prayer</i> .....	88
<i>V: Cell Communion</i> .....	89



# 6 MONTHS CELL GROWTH PLAN

## ***INTRODUCTION***

This is a master plan to grow your *open cell* in 6 months. Cell Church studies have shown that if a cell does not grow within the first 6 months it stagnates and remains a small, struggling cell group. The very essence of cell life is multiplication - as biology shows us. If a cell is not growing then it is not a living cell at all. *This growth plan is designed both for new cells and for the re-purposing of existing cells that are not growing as they should.*

There are many reasons why cell groups do not grow. Here are some of them:

- Irregular meetings – cell groups that are not held *weekly* fall back and do not advance.
- Meeting in the church building – this should be avoided as it goes against the cell principle. Cells meet *midweek* and *outside* the church building. Otherwise, the message we signal is that church is about “come and see” rather than “go, show and tell”.
- Lack of planning and preparation – the cells should have a structured programme and the leader cannot fail to plan ahead.
- Inward-looking cells do not grow – cells are not cosy fellowship groups, but dynamic bundles of energy reaching out at all times to the lost.
- Lack of prayer – prayer is the single most important factor in growth. There are many things you must do after you have prayed, but nothing can be achieved until you have prayed.

The *6 Months Cell Growth Plan* provides exactly the structure a new cell needs in order to grow. It has been constructed by the Primary 12 teams and you are asked to stick to it faithfully. There is, however, a degree of flexibility built in so that each cell leader can personalise the cell meetings to suit the needs of each cell group.

## ***IMPORTANT POINTS***

**It is vitally important for the cell leader not to lose sight of the goal to build the cell members and to grow the cell. Record attendance, absences, cell member’s needs and the results of the Bible Discussions each week.**

**Make sure that absent cell members are called and visited so that no one falls behind. This is the work of the shepherd.**

**Each cell leader should have a Group of 3 who act as assistants to help pastor the cell members. Usually one of these will be the assistant leader who will lead the cell in case of unavoidable absence of the cell leader.**

## ***GOAL***

The cell leader must present to the whole cell the growth goal for that cell. This should be presented early on in the life of the cell and kept under review throughout the 6 months:

1. In 6 month’s time (by date \_\_\_\_\_) this cell will have grown from what? \_\_\_\_\_ to what? \_\_\_\_\_ (*at least double what it is now*).
2. In 6 month’s time every cell member will have progressed *at least* one step on the Ladder of Success.

## ***TIMING THE CELL MEETING***

It is important to stick to a definite timetable during each cell meeting. No open cell meeting should last more than one and a half hours. This is because there is much more to be done each time than the simple cell meeting agenda – friendship building, consolidation, counselling, etc. Before each cell meeting, the cell leader (together with his or her Group of 3) should pray, seeking God for his blessing on the meeting. Here is a guide to the cell meeting time table:

(Pre-cell prayer)	
Welcome, Refreshments, Ice-breaker	15 mins
Worship	10 mins
Word	30 mins
Vision Building	10 mins
Prayer	10 mins
Chill Time	15 mins
<b>TOTAL</b>	<b>90 mins</b>

## ***6 MONTH OVERVIEW***

### **INDUCTION WEEK**

For a new cell and for repurposing an existing cell.

### **MONTH 1: Laying the Foundation for Growth**

1. Who is My Neighbour – Luke 10:33
2. Edifying One Another – Hebrews 10:24-25
3. The Call to be Fishers of Men – Matthew 4:19
4. The Call to Reach Out – Matthew 9:36

### **MONTH 2: Preparing the Ground for Growth**

1. In Search of Good Ground – Matthew 13:8
2. Prayer & Dependence on the Holy Spirit – Luke 11:13; John 15:5
3. Building Relationship - Luke 19:5
4. Preparing Your Heart for a Harvest – Matthew 13:18-23

### **MONTH 3: Sowing the Seed**

1. Creating Opportunities to Share Christ – 1 Corinthians 9:22
2. How to Present the Gospel – The “Roman Road”
  - John 3:16
  - Romans 3:23
  - Romans 6:23
  - Romans 5:8
  - Romans 10:9-10
3. Dealing with Common Objections - 1 Corinthians 1:22-24
4. Faith for the Harvest – John 4:35

### **MONTH 4: Reaping the Harvest – 4 Evangelistic Evenings**

1. A Welcoming Saviour – Luke 15:2; John 8:1-11
2. Testimony – Event built around testimonies of new believers
3. Taking the Plunge – Making a decision to follow Christ – 2 Corinthians 6:2
4. Assurance – Forgiveness of sins – Ephesians 1:3-7

## **MONTH 5: Receiving New Believers – 4 Consolidation Studies**

1. A Change of Direction – Acts 2:38
2. Water Baptism – Acts 2:38
3. Receiving the Holy Spirit – Acts 1:1-4
4. Belonging to the Family of God – Ephesians 2:19

## **MONTH 6: Celebrating Success**

1. Welcome/Praise Party – Luke 15:10
2. The Power Testimony – Revelation 12:11; Acts 2:24
3. Prayer for Contacts of New Believers – Acts 16:31; Acts 2:47
4. Envision & Send – Luke 9:61 – 10:3

**In addition to the programme above, the cell meeting should hold a half night of prayer (see appendix IV) and a cell communion service (see appendix V)**

## ***CELL GROUP MEETING FORMAT***

1. WELCOME - Ice Breaker - “us together”
2. WORSHIP – Focus on the Lord – “us to God”
3. WORD – Facilitated Group Sharing – “God to us”
4. WORK – Presenting the Vision – “God through us”
5. PRAYER – ministering to needs – “God with us”

### **1. WELCOME**

The people can be welcomed with simple refreshments before the ice breaker. An ice breaker is a short time of sharing simple questions or activities. This helps to recreate the cell group dynamic each time you meet. It helps people connect with each other and quickly prepares them to participate in the meeting. In a way community must be re-established in every meeting. That is why the ice breaker is so important.

The danger is that the ice breaker can take up too much time, so the leader must ensure that everyone participates and that each person is limited to sharing for no more than a minute.

Appendix I gives a list of sample ice breakers. The cell leader should choose one of these *each cell meeting*. Once the group is familiar with ice breakers, the leader can build some of his or her own, but always making sure that they are suitably adapted to the group.

### **2. WORSHIP**

We cannot worship God in the cell meeting the way we do so on Sundays, with a big band and shouts of praise. We must respect our neighbours! And we must also take into account the small group setting.

There are many ways of worshipping God in a small group where we cannot make too much noise: silent appreciation of a verse of Scripture, listening to a praise CD, reading a poem of praise, sharing something about God’s goodness and blessing with each other, or even singing a chorus or two, softly and meaningfully. Make sure everyone has the words in front of them!

However we do it, we must worship God in every cell meeting. Testimony is a powerful means of giving glory to God. Worship in cell meetings often flows out of thanksgiving, in response to the testimonies members give at the beginning of the meeting.

### **3. WORD – Facilitated Group Bible Study**

This is *not* a regular-style Bible Study presented by the leader. It is an opportunity for all to participate and share thoughts on the particular passage. The leader (Facilitator) guides the discussion so that everyone experiences God (hears from him) and knows what experience they will take away with them. The emphasis is on practical application of the Bible to people's lives personally, and to the group as a whole.

The leader must become skilled in involving every member in discussion without embarrassing them, while staying on course to fulfil the teaching goal and ensuring that every person leaves with a positive experience that they can work out practically.

Appendix II shows the kind of personalities you are likely to meet in every cell group and how to handle both the quiet and the boisterous so that everyone participates and no one person dominates the group discussion.

### **4. WORK – Share the vision**

This should be led each week by the cell leader. The objective is to help the group translate their experience of Christ into outward focus. Otherwise the group remains inward looking. At the end of each weekly outline in the pages that follow there is a brief description of an aspect of the Cell Vision. Over the course of 6 months the cell members gain a comprehensive understanding of the vision of cell church.

This is an important time of purposing the cell. The leader should be thoroughly prepared in the aspect of the vision he or she is going to present in the cell meeting using the "share the vision" section of the notes as a basis. The cell leader should study the topic thoroughly using all the printed materials available (*People With A Passion, Discipleship Cell Explosion* booklets, etc).

It is important to keep this simple – it is not a lecture or a seminar but a time of inspiration and envisioning.

### **5. PRAYER**

It is important to pray *each week* for the needs of the group, praising God for the testimonies shared by the cell members and covering their prayer requests. The focus should also be on the Prayer of 3, so that evangelism is never off the agenda.

Encourage the cell members to meet with their Group of 3 during the week and to pray daily for one another. They should never forget to pray for their leader and the leadership of the church as a whole.

**Call or visit all absentee cell members with 48 hours after the cell meeting.**

# ***INDUCTION CELL MEETING***

**This special cell meeting is for new cells or for cells that are re-purposing their members.**

## **WELCOME**

This session is for us to get to know one another and to lay down good foundations for the future of our cell together. Go round the room and ask everyone to say their name and where they are from.

## **GROUND RULES**

1. We are here for each other. Keep our sharing confidential.
2. The only cause we are championing is supporting each other and our companion cell groups. Discussion of other organisations we belong to, or meetings to be held elsewhere, is off limits.
3. We will close each session in prayer, acknowledging our dependence on God.
4. We will meet weekly and commit ourselves to being faithful to the Cell Vision and the fellowship of Kensington Temple, London City Church.

## **ICE BREAKER – the main event of this cell meeting (the Quaker questions)**

Ask every person to share the following:

- Where did you live between the ages of 7-12 and how many brothers and sisters did you have?
- What kind of transportation did your family use?
- Who was the person you felt closest to?
- When did God become more than a word to you?

## **PRAISE TIME**

If possible sing a praise song or two (make sure you have a guitar or a CD player for music). Make sure the song(s) you sing are written out so that everyone will be able to sing along.

If it is not possible to sing (because of the noise) then make sure you use some other means of praise – such as reading of a psalm, a poem or have someone prepared to pray a prayer of praise.

## **SHARE THE VISION**

The Cell Vision is not a factory conveyor belt. You are not an automated machine. People grow at their own pace and cannot be treated as items on a production line.

A good picture of the Cell Vision is a multi-storey department store. The entrance is warm and welcoming. As you go inside, you notice all the goods on the ground floor. You may wish to spend some time there, browsing through the items on offer. Then, you notice the escalator to the next floor and check out what departments it houses. When you are ready, you step onto the escalator and it lifts you effortlessly to the next level. You are then drawn to the next level, and the one after that. Eventually, your interest takes you to the top floor and you look at the goods on display there.

In many ways, the four steps of the Ladder of Success (win, consolidate, disciple and send) are exactly like those escalators in the department store. They are always available, but never intrusive or demanding. It is your interest that draws you to the higher levels. As you discover what interests you on the next floor, the escalator is always ready to take you there. That's how you will progress on the Ladder of Success. You begin on the ground floor and are drawn to the higher levels as you go forward in your adventure of discovery. No one forces you, but the next step is always available. Remember, there is always more to discover on your journey to fruitfulness.

## **PRAYER TIME**

Have people pray for each other in groups of 3 – make sure that there is someone with experience in each group. Encourage people to share simple prayer requests and then as many as possible pray. Finish with a closing prayer in which the leader stresses that we are here for each other and to reach out to others so that the cell group can grow.

## **FOLLOW UP EACH PERSON WITH A PHONE CALL WITHIN 48 HOURS**



## ***OVERVIEW OF MONTH 1: Laying the Foundation for Growth***

- 1. Who is My Neighbour – Luke 10:33**
- 2. Edifying One Another – Hebrews 10:24-25**
- 3. The Call to be Fishers of Men – Matthew 4:19**
- 4. The Call to Reach Out – Matthew 9:36**



## *Month 1: Laying the Foundation for Growth*

**Week 1**    Date \_\_\_\_\_ Time \_\_\_\_\_ Place \_\_\_\_\_

Those present

---

---

---

Those absent

---

---

---

### **WELCOME – *Ice breaker***

---

---

---

---

### **WORSHIP**

---

---

---

---

### **WORD**

1. **TITLE/TOPIC** – “Who is My Neighbour”
2. **SCRIPTURE** - *But a certain Samaritan, as he journeyed, came where he was. And when he saw him, he had compassion. (Luke 10:33)*
3. **GOAL** – To discover whom Christ has called us to care for.
4. **FOCUS** – To show cell members how they can care for others and overcome the obstacles.
5. **FACILITATION QUESTIONS**
  - a) From the passage, what does it mean to ‘love your neighbour’?
  - b) How did Jesus and his disciples do this?
  - c) In what situations have you been able to do this recently?
  - d) What opportunities do you have to do this?
  - e) What things stop you from doing this and how can you overcome them?

## 6. FEEDBACK & SUMMARY

a) Summarise the group's conclusions

---

---

---

---

b) State the principles that have been learned and discussed

---

---

---

---

c) Ask each member of the group to share what they will be taking away with them and how they will apply it to their life.

## SHARE THE VISION

### *My Spiritual Journey Log Book (give each cell member a log book)*

*My Spiritual Journey* is a specially designed Log Book to guide you through the Cell Vision. It contains some teaching on the Cell Vision and highlights key stages of your spiritual growth. It helps encourage you to progress in your spiritual life as you walk step by step through the Cell Vision, beginning with your decision to follow Christ until the moment you open their own cell group, and go on to influence your world for Christ.

Use it weekly, to record your personal journey. It will also help you identify the next step you need to take. You will find it to be useful tool in your personal discipleship. Each major stage in the journey is marked by a 'certificate' which is signed by the cell leader when you complete that step:

- First-time commitment or public affirmation of believing in Christ
- Baptism in water
- Baptism in the Spirit
- Pre-encounter studies
- Encounter Weekend
- Post-encounter (*Living Free!* course)
- Evangelism of 3 (Prayer and witness triplets)
- Leadership Training (Terms 1 & 2)
- Re-encounter (preparing prospective leaders)
- Opening a new cell.

## PRAYER

## *Month 1: Laying the Foundation for Growth*

**Week 2**      Date \_\_\_\_\_ Time \_\_\_\_\_ Place \_\_\_\_\_

Those present

---

---

---

Those absent

---

---

---

### **WELCOME – *Ice breaker***

---

---

---

### **WORSHIP**

---

---

---

### **WORD**

1. **TITLE/TOPIC** – “Edifying One Another”
2. **SCRIPTURE** - *And let us consider one another in order to stir up love and good works... but encouraging (exhorting) one another.* (Hebrews 10:24-25)
3. **GOAL** – To establish that the goal of cell life is to build one another up and to encourage one another to grow in Christ.
4. **FOCUS** – The fact that this is *mutual* edification – we all participate in and benefit from the process.
5. **FACILITATION QUESTIONS**
  - a) What happens when someone stirs you up in a positive way?
  - b) Can you share an experience of this?
  - c) What was the result?
  - d) How can we encourage one another towards acts of love and good works?
  - e) How can we make sure the group remains outward looking and not just self-serving?

## 6. FEEDBACK & SUMMARY

- a) Summarise the group's conclusions

---

---

---

---

- b) State the principles that have been learned and discussed

---

---

---

---

- c) Ask each member of the group to share what they will be taking away with them and how they will apply it to their life.

## SHARE THE VISION

### *Groups of 3*

The beauty of the cell church model is that it reflects many New Testament principles of church. From Matthew 18:20, we can deduce that the most basic unit of church is the 2 or 3 gathered together in the name of Jesus.

*For where two or three are gathered together in my name, I am there in the midst of them.*

Matthew 18:20

We uphold this principle in what we call 'the friendship factor'. Each cell is made up of clusters of friendship groups - 'groups of 3'. It helps cement genuine relationship and offers a useful means of breaking down the function of cell life into small, manageable units of fellowship, pastoral care and evangelism.

This is how we love, care for, teach and admonish one another. It is enjoyable and deeply rewarding, and what's more, it easily functions on a daily basis.

The cell is more than a small group of believers who meet together once a week. It consists of several groups of 2 or 3 friends, who are drawn together in spiritual relationship and who are in daily contact with each other. Everyone is able to sustain this level of daily contact within the groups of 3 which are linked together through the cells.

## PRAYER

## *Month 1: Laying the Foundation for Growth*

**Week 3**      Date \_\_\_\_\_ Time \_\_\_\_\_ Place \_\_\_\_\_

Those present

---

---

---

Those absent

---

---

---

### **WELCOME – *Ice breaker***

---

---

---

### **WORSHIP**

---

---

---

### **WORD**

1. **TITLE/TOPIC** – “Fishers of Men”
2. **SCRIPTURE** - *Then He said to them, “Follow Me, and I will make you fishers of men.”*(Matthew 4:19)
3. **GOAL** – To establish that the goal of a disciple is to bring people to know Christ and become His disciples.
4. **FOCUS** – The fact that this is one of the primary calls of a Christian’s life.
5. **FACILITATION QUESTIONS**
  - a) What did Jesus mean by phrase ‘fishers of men’?
  - b) How was Jesus a fisher of men?
  - c) How did Jesus disciples respond to this call?
  - d) What does ‘fishers of men’ mean to disciples today?

## 6. FEEDBACK & SUMMARY

- a) Summarise the group's conclusions

---

---

---

---

- b) State the principles that have been learned and discussed

---

---

---

---

- c) Ask each member of the group to share what they will be taking away with them and how they will apply it to their life.

## SHARE THE VISION

### *Evangelism of 3 (make sure each member develops their personal E3)*

One of the authentic hallmarks of the Cell Vision is that it places the gospel at the top of the agenda. The cells prioritise evangelism in their ministry. Technically, they are for both the evangelising of the lost and the encouragement of the believers, but we have found that unless we keep evangelism as our primary purpose, the cell groups easily slip into the comfort of Christian fellowship meetings.

That is why we centre all cell group activity on what we call the Evangelism of 3. Prayer triplets are an effective way of involving every single cell member to win people to Christ. We begin by asking cell members to make a list of 10 people whom they know, meet regularly and can invite to the cell meetings.

Then we focus on 3 people the Holy Spirit shows us on each of these lists. Joining with 2 or 3 other people we begin to pray daily for those on our shortlists. A regular cell meeting will include time for prayer and strategic planning, in order to win these precious people for Christ. The cells then organise their meetings and activities around the goal of reaching their friends with the gospel.

## PRAYER



## *Month 1: Laying the Foundation for Growth*

**Week 4**    Date \_\_\_\_\_ Time \_\_\_\_\_ Place \_\_\_\_\_

Those present

---

---

---

Those absent

---

---

---

### **WELCOME – *Ice breaker***

---

---

---

### **WORSHIP**

---

---

---

### **WORD**

1. **TITLE/TOPIC** – “Reaching Out”
2. **SCRIPTURE** - *But when He saw the multitudes, He was moved with compassion for them, because they were weary and scattered, like sheep having no shepherd.* (Matthew 9:36)
3. **GOAL** – To establish believers in a lifestyle of reaching out.
4. **FOCUS** – Understanding the need to reach out and make disciples.
5. **FACILITATION QUESTIONS**
  - a) What was the motivating factor for Jesus to gather his twelve disciples?
  - b) What is Jesus’ solution to help the weary and scattered sheep?
  - c) In light of this passage, why do we need to reach out to others?
  - d) As a disciple, what is your role in reaching out?
  - e) What steps can you begin to take to reach out?

## 6. FEEDBACK & SUMMARY

- a) Summarise the group's conclusions

---

---

---

---

- b) State the principles that have been learned and discussed

---

---

---

---

- c) Ask each member of the group to share what they will be taking away with them and how they will apply it to their life.

## SHARE THE VISION

### *Serving God by Grace*

The Cell Vision is part of God's plan to raise up a generation of believers so passionate about Christ that they are prepared to lose everything in order to gain him. How does this happen? The answer is that this is a work of the Holy Spirit. We cannot do it in our own strength. Only a deep revelation of Jesus can raise up disciples who follow him anywhere. Without such a vision, people will never rise to the challenge. Put another way, this means we must learn to serve God by grace and not by our own efforts.

Allow the Holy Spirit to minister the revelation of God's grace to you. Begin by asserting three things that are true of you before you even think about your duties or your responsibilities towards God: You are greatly blessed, highly favoured and deeply loved in the beloved Son of God (Ephesians 1:6). Think what this means. Totally independent of anything you have ever done, or ever could do, you are fully, freely and eternally accepted by God. This has absolutely nothing to do with you, but everything to do with Jesus.

Never again do you have to worry whether God loves you or whether you qualify for his blessing. You could never do enough to merit one single good thing God has for you. It all comes by grace – his undeserved favour.

Allow this experience of God's grace to shape your life. Let all that you do for Jesus be the natural overflow of your response to his unconditional love to you.

## PRAYER

## ***OVERVIEW MONTH 2: Preparing the Ground for Growth***

- 1. In Search of Good Ground – Matthew 13:8**
- 2. Prayer & Dependence on the Holy Spirit – Luke 11:13; John 15:5**
- 3. Building Relationship - Luke 19:5**
- 4. Preparing Your Heart for a Harvest – Matthew 13:18-23**



## ***MONTH 2: Preparing the Ground for Growth***

**Week 1**    Date \_\_\_\_\_ Time \_\_\_\_\_ Place \_\_\_\_\_

Those present

---

---

---

Those absent

---

---

---

### **WELCOME – *Ice breaker***

---

---

---

### **WORSHIP**

---

---

---

### **WORD**

1. **TITLE/TOPIC** – “In Search of Good Ground”
2. **SCRIPTURE** - *But others fell on good ground and yielded a crop: some a hundredfold, some sixty, some thirty* (Matthew 13:8).
3. **GOAL** – To lead the group to prepare the ground for sowing and reaping a harvest of souls.
4. **FOCUS** – On the preparation necessary to see a person come to Christ.
5. **FACILITATION QUESTIONS**
  - a) What distinguishes good ground from unfruitful soil?
  - b) How does a farmer prepare his field for planting seed?
  - c) What does he do in order to protect the seed once it has been planted?
  - d) What does this teach us about preparing the hearts of people to receive the seed of the Word?

## 6. FEEDBACK & SUMMARY

- a) Summarise the group's conclusions

---

---

---

---

- b) State the principles that have been learned and discussed

---

---

---

---

- c) Ask each member of the group to share what they will be taking away with them and how they will apply it to their life.

## SHARE THE VISION - *The Ladder of Success 1*

The Ladder of Success is the backbone of the Cell Vision – it is four-stage process of putting into practice the Great Commission of Matthew 28:18-20. It is about winning people to Christ, making disciples out of new believers, bringing them to maturity and sending them out to be disciple-maters themselves.

### ***Win***

The process begins with evangelism. New believers are added to the cells through friendship evangelism, the celebration services and the regular church meetings where the gospel is always presented. At the end of each of the services, the leader takes the congregation through the sinners' prayer and invites those who want to commit their lives to Christ to make a public response. The counselling team, which is made up of cell group leaders and members, joins the new believers either in the service or in a separate room, and the process of consolidation begins.

## PRAYER

## ***MONTH 2: Preparing the Ground for Growth***

**Week 2**    Date \_\_\_\_\_ Time \_\_\_\_\_ Place \_\_\_\_\_

Those present

---

---

---

Those absent

---

---

---

### **WELCOME – *Ice breaker***

---

---

---

### **WORSHIP**

---

---

---

### **WORD**

**1. TITLE/TOPIC** – “Prayer and Dependence on the Holy Spirit”

**2. SCRIPTURES** –

*If you then, being evil, know how to give good gifts to your children, how much more will your heavenly Father give the Holy Spirit to those who ask Him! (Luke 11:13).*

*I am the vine, you are the branches. He who abides in Me, and I in him, bears much fruit; for without Me you can do nothing. (John 15:5)*

**3. GOAL** – To discover the place of prayer and dependence on the Holy Spirit in order to see people saved.

**4. FOCUS** – Prayer as the primary means of preparing the soil of the soul in order for someone to be ready to hear the gospel.

## 5. FACILITATION QUESTIONS

- a) What is the link between prayer and the work of the Holy Spirit in our life and ministry?
- b) How does this insight help us prepare someone to receive Christ?
- c) What does Jesus mean when he says “Without Me you can do nothing?”
- d) What does this teach you about leading someone to Christ?

## 6. FEEDBACK & SUMMARY

- a) Summarise the group’s conclusions

---

---

---

---

- b) State the principles that have been learned and discussed

---

---

---

---

- c) Ask each member of the group to share what they will be taking away with them and how they will apply it to their life.

## SHARE THE VISION - *The Ladder of Success 2*

### ***Consolidate***

Consolidation is the process of grounding a new believer in the basic elements of the gospel. The objective is to lead each person to have a strong commitment to Christ so that they will grow as a Christian and not slip back into the world.

When a person has made a decision to follow Christ contact details are exchanged and the gospel is shared once more to ensure that the person understands what has just happened to them. The person is then told that someone will call them within two days to encourage them. It is the responsibility of the consolidator to ensure that the new believer is called within 48 hours, receives a personal visit within a week and is introduced to a suitable cell group.

The consolidation process continues through a series of one-to-one Bible studies followed by a special Encounter Weekend. This Encounter retreat focuses on leading the new believer into a profound experience of Christ.

After the Encounter Weekend there is a 10-week Post-encounter course (*Living Free!*) - either in a central venue or in the cell groups. This helps establish the new believers in Christ and shows them how to live the life of freedom they discovered during the Encounter. The Post-encounter programme ensures that everyone keeps on growing in the Lord and learns how to stand firm in the faith.

## PRAYER



## ***MONTH 2: Preparing the Ground for Growth***

**Week 3**    Date \_\_\_\_\_ Time \_\_\_\_\_ Place \_\_\_\_\_

Those present

---

---

---

Those absent

---

---

---

### **WELCOME – *Ice breaker***

---

---

---

### **WORSHIP**

---

---

---

### **WORD**

1. **TITLE/TOPIC** – “Building Relationship”
2. **SCRIPTURE** - *And when Jesus came to the place, He looked up and saw him, and said to him, "Zacchaeus, make haste and come down, for today I must stay at your house" (Luke 19:5).*
3. **GOAL** – To show the importance of building relationship with those who do not yet know Jesus personally.
4. **FOCUS** – The relationship Jesus built with Zacchaeus.
5. **FACILITATION QUESTIONS**
  - a) How did Jesus build a relationship with Zacchaeus?
  - b) Jesus knew Zacchaeus by name – what do you think this meant for Jesus? And for Zacchaeus?
  - c) What was the significance of Jesus going to Zacchaeus’ home?
  - d) What was the outcome?
  - e) How much of this do you think depended on the relationship Jesus built with him?

## 6. FEEDBACK & SUMMARY

- a) Summarise the group's conclusions

---

---

---

---

- b) State the principles that have been learned and discussed

---

---

---

---

- c) Ask each member of the group to share what they will be taking away with them and how they will apply it to their life.

## SHARE THE VISION - *The Ladder of Success 3*

### *Disciple (Train)*

After consolidation comes leadership training. The aim of this stage on the Ladder of Success is to enable every new believer to become a leader of a new cell. We believe every person is called to be a leader – to lead others to Christ and to lead them deeper in the faith. According to Ephesians 4:12, every believer is called to be prepared and fully equipped to do the ministry of Jesus Christ, which is to make, mature and to mobilise disciples for Christ. The leadership training is there to bring out and develop this leadership potential in every believer so that they will be ready to lead their own cell.

Therefore, when each disciple has completed the consolidation process they are encouraged to enter the Leadership School (*Mastering Leadership*). The School of Leadership involves training one night a week for about six months. During this time there is a Re-encounter Weekend which helps each person strengthen their lives as they prepare for the task of leadership.

The Leadership School provides every person with teaching on Christian doctrine, personal holiness and character development as well as the fundamental principles of Christian leadership. Every student is taken through basic cell leadership training, equipping them to open and lead a cell. The goal is that at the end of the leadership training, every person is ready to start their own cell.

## PRAYER

## *MONTH 2: Preparing the Ground for Growth*

**Week 4**    Date \_\_\_\_\_ Time \_\_\_\_\_ Place \_\_\_\_\_

Those present

---

---

---

Those absent

---

---

---

### **WELCOME – *Ice breaker***

---

---

---

### **WORSHIP**

---

---

---

### **WORD**

- 1. TITLE/TOPIC** – “Preparing Your Heart For a Harvest”
- 2. SCRIPTURE** –

*“Therefore hear the parable of the sower: <sup>19</sup>When anyone hears the word of the kingdom, and does not understand it, then the wicked one comes and snatches away what was sown in his heart. This is he who received seed by the wayside. <sup>20</sup>But he who received the seed on stony places, this is he who hears the word and immediately receives it with joy; <sup>21</sup>yet he has no root in himself, but endures only for a while. For when tribulation or persecution arises because of the word, immediately he stumbles. <sup>22</sup>Now he who received seed among the thorns is he who hears the word, and the cares of this world and the deceitfulness of riches choke the word, and he becomes unfruitful. <sup>23</sup>But he who received seed on the good ground is he who hears the word and understands it, who indeed bears fruit and produces: some a hundredfold, some sixty, some thirty.” (Matthew 13:18-23)*

- 3. GOAL** – To understand that we have to prepare our own hearts in order to be effective in reaching others for Christ.

4. **FOCUS** – The ground of our lives being prepared to bear fruit for Christ.

5. **FACILITATION QUESTIONS**

- a) Can you identify the obstacles to fruitfulness from this passage?
- b) How can you deal with these obstacles in your life?
- c) What is the greatest obstacle in your life personally, that stands in the way of being a fruitful Christian and leading others to Christ?

6. **FEEDBACK & SUMMARY**

- a) Summarise the group’s conclusions

---

---

---

- b) State the principles that have been learned and discussed

---

---

---

- c) Ask each member of the group to share what they will be taking away with them and how they will apply it to their life.


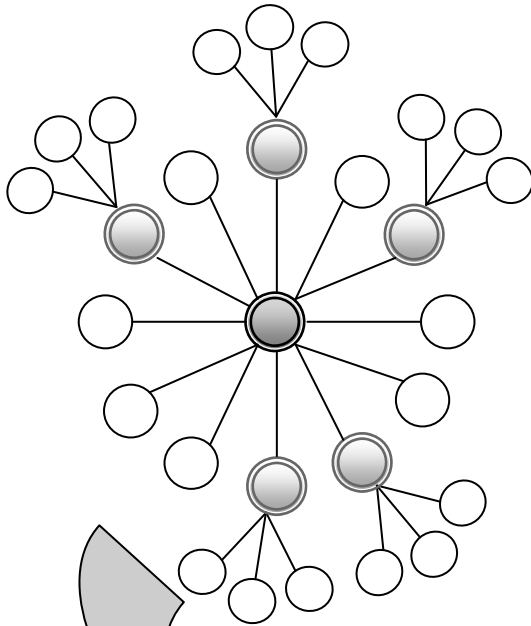
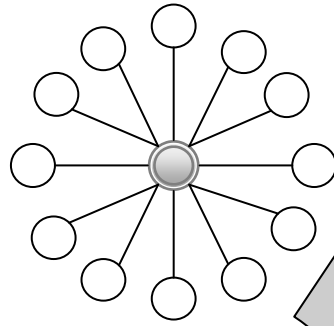
**SHARE THE VISION - *The Ladder of Success 4***

***Send***

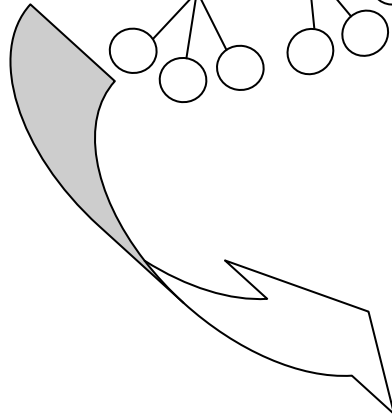
Ideally, each person graduating from *Mastering Leadership* launches an open cell. These cells are designed to receive people who are not yet Christians. The leader of the new cell continues to receive support, help and instruction from their original cell. As the members of the original cell start their own cell groups the original group transforms into a ‘leadership cell’ also called a ‘Primary 12 group’. This Primary 12 (P12) group continues to multiply other cells. The 12 grow their own 12, each of whom eventually has their own cell. This process is shown in the diagram below:

**Open Cell to Leadership Cell**

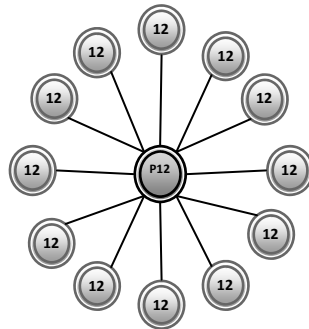
*The open cell grows to at least 12*



*Members from the open cell begin to form their own cells.*



*When 12 new cells are planted, the original open cell becomes a leadership cell. The original leader becomes a Primary cell leader looking after 12 leaders each with*



**PRAYER**



## ***OVERVIEW MONTH 3: Sowing the Seed***

- 1. Creating Opportunities to Share Christ – 1 Corinthians 9:22**
- 2. How to Present the Gospel – The “Roman Road”**
  - **John 3:16**
  - **Romans 3:23**
  - **Romans 6:23**
  - **Romans 5:8**
  - **Romans 10:9-10**
- 3. Dealing with Common Objections - 1 Corinthians 1:22-24**
- 4. Faith for the Harvest – John 4:35**





## ***MONTH 3: Sowing the Seed***

**Week 1**    Date \_\_\_\_\_ Time \_\_\_\_\_ Place \_\_\_\_\_

Those present

---

---

---

Those absent

---

---

---

### **WELCOME – *Ice breaker***

---

---

---

### **WORSHIP**

---

---

---

### **WORD**

1. **TITLE/TOPIC** – “Creating Opportunities to Share Christ”
2. **SCRIPTURE** – *...to the weak I became as weak, that I might win the weak. I have become all things to all men, that I might by all means save some. (1 Corinthians 9:22)*
3. **GOAL** - Being creative in sharing the gospel.
4. **FOCUS** - Explaining what it means to be all things to all men in order to save some.
5. **FACILITATION QUESTIONS**
  - a) Do you have an Evangelism of 3?
  - b) Pick one of your Evangelism of 3 and tell me what you can about them.
  - c) What do you think you need to do to prepare the ground for a conversation/invite?
  - d) What do you need to do to build deeper relationships with your Evangelism of 3
  - e) What types of event attract your target group (men/women/youth)?

## 6. FEEDBACK & SUMMARY

a) Summarise the group's conclusions

---

---

---

---

b) State the principles that have been learned and discussed

---

---

---

---

c) Ask each member of the group to share what they will be taking away with them and how they will apply it to their life.

## SHARE THE VISION

### *Your Testimony*

Your story – the testimony of how you came to Christ and what he has done for you – is one of the most effective ways of witnessing for Jesus.

Any good testimony will include:

- What life was like before you met with Christ
- How you came to know him
- What difference he has made in your life

Practice sharing your testimony with your Christian friends and then begin to tell others who do not yet know Christ.

## PRAYER

## ***MONTH 3: Sowing the Seed***

**Week 2**    Date \_\_\_\_\_ Time \_\_\_\_\_ Place \_\_\_\_\_

Those present

---

---

---

Those absent

---

---

---

### **WELCOME – *Ice breaker***

---

---

---

### **WORSHIP**

---

---

---

### **WORD**

1. **TITLE/TOPIC** – “How to Present the Gospel - Roman Road”
2. **SCRIPTURES**
  - John 3:16
  - Romans 3: 23
  - Romans 6: 23
  - Romans 5: 8
  - Romans 10: 9-10
3. **GOAL** - To teach how to lead someone to Christ.
4. **FOCUS** - We need to be ready & able to lead someone to Christ.
5. **FACILITATION QUESTIONS**
  - a) Have you ever led someone to Christ?
  - b) Share your experiences and joys.
  - c) Share your difficulties.
  - d) Specific people groups or giants that you feel called to reach.

- e) What was your opening opportunity to share the gospel?
- f) Use a role play, the leader taking one of the cell through the Roman road as if they were a new believer

**6. FEEDBACK & SUMMARY**

- a) Summarise the group’s conclusions

---

---

---

---

- b) State the principles that have been learned and discussed

---

---

---

---

- c) Ask each member of the group to share what they will be taking away with them and how they will apply it to their life.

**SHARE THE VISION**

*Whole Life Discipleship*

The Christian life is meant for living in your everyday experience. It is not just for Church services or for other specifically “Christian activities”. Jesus has sent you out into the world to live for him. The Cell Vision is about bringing Christ into the whole of your life. Every single activity is part of his mission – your work, your home, your family and your recreation.

Develop a mission mindset. As we shine for Jesus in every area of our lives we become “good news” to the people around us. Loving people with the love of the Lord attracts people to him. As we do this with our fellow cell members we can build little communities of hope and we begin to influence our world for Christ.

**PRAYER**

## ***MONTH 3: Sowing the Seed***

**Week 3**    Date \_\_\_\_\_ Time \_\_\_\_\_ Place \_\_\_\_\_

Those present

---

---

---

Those absent

---

---

---

### **WELCOME – *Ice breaker***

---

---

---

### **WORSHIP**

---

---

---

### **WORD**

*(The leader must be familiar with this topic. See Appendix III. However allow the group to come up with their own answers. The leader acts as a guide not a lecturer!)*

1. **TITLE/TOPIC** - “Dealing with Common Objections”
2. **SCRIPTURE** - *For Jews request a sign, and Greeks seek after wisdom; <sup>23</sup>but we preach Christ crucified, to the Jews a stumbling block and to the Greeks foolishness, <sup>24</sup>but to those who are called, both Jews and Greeks, Christ the power of God and the wisdom of God. (1 Corinthians 1:22-24).*
3. **GOAL** - To equip the cell to handle objections & stumbling blocks to the Gospel.
4. **FOCUS** - People do have genuine issues which we can help them over.
5. **FACILITATION QUESTIONS**
  - a) Experiences/ Testimonies
  - b) What do you think are the common problems, questions & issues?
  - c) How can prayer/ spiritual warfare help?
  - d) How can you avoid arguments over controversies?
  - e) What can you do if you cannot answer a question?

## 6. FEEDBACK & SUMMARY

- a) Summarise the group's conclusions

---

---

---

---

- b) State the principles that have been learned and discussed

---

---

---

---

- c) Ask each member of the group to share what they will be taking away with them and how they will apply it to their life.

## SHARE THE VISION

### *Church without walls*

Cell church is church without walls. People are reached right where they are. Christian witness happens in the market place and not just in the meeting place. Beginning with the obstacle of building-bound church, barriers between us and the lost are broken down and removed. The cells build bridges for the community to see Christ in action. Cultures are penetrated through the informality and accessibility of cell ministry. Discipleship happens through relationships formed from within the heart of the non-Christian community and not merely through church programmes which appear to be mere religious institutions to those outside.

This is the church as it is meant to be - not a closed book, but "living letters, known and read by the world". This is the vision of Christ, the very heart of God expressed in the living, breathing body of Christ on the earth. The plan has not changed. God is still working out his purposes on the earth through his church. Every believer in Christ is a part of it, and cell church enables the vision to become a reality.

## PRAYER

## ***MONTH 3: Sowing the Seed***

**Week 4**    Date \_\_\_\_\_ Time \_\_\_\_\_ Place \_\_\_\_\_

Those present

---

---

---

Those absent

---

---

---

### **WELCOME – *Ice breaker***

---

---

---

### **WORSHIP**

---

---

---

### **WORD**

1. **TITLE/TOPIC** – “Faith for the Harvest”
2. **SCRIPTURE** - *Do you not say, 'There are still four months and then comes the harvest'? Behold, I say to you, lift up your eyes and look at the fields, for they are already white for harvest! (John 4:35)*
3. **GOAL** - To inspire faith, courage & boldness for evangelism.
4. **FOCUS** - Rise up in faith for those on our Evangelism of 3 to see them saved already in the Spirit
5. **FACILITATION QUESTIONS**
  - a) What obstacles in us prevent us from praying with faith for people to be saved?
  - b) What are the dangers of unbelief when you pray?
  - c) Draw on the previous weeks and pick one of your Evangelism of 3 and pray for them in faith, seeing them coming to Christ with the eye of faith.

## 6. FEEDBACK & SUMMARY

- a) Summarise the group's conclusions

---

---

---

---

- b) State the principles that have been learned and discussed

---

---

---

---

- c) Ask each member of the group to share what they will be taking away with them and how they will apply it to their life.

## SHARE THE VISION

### *The Heart of the Vision*

The heart of the vision is Christ – it's all about him. And close to his heart are the people who are lost without him. Only in Christ is life and salvation.

A disciple of Christ will carry his heart and share his passion for the lost. The single greatest calling upon our lives is to learn how to make, mature and mobilise disciples for Christ. This is what the Cell Vision is all about.

Take time to get close to the Lord and begin to adopt his plan as the only true and overriding passion of your life.

## PRAYER



***OVERVIEW MONTH 4: Reaping the Harvest – 4 Evangelistic Evenings***

- 1. A Welcoming Saviour – Luke 15:2; John 8:1-11**
- 2. Testimony – Event built around testimonies of new believers**
- 3. Taking the Plunge – Making a Decision to Follow Christ – 2 Corinthians 6:2**
- 4. Assurance – Forgiveness of Sins – Ephesians 1:3-7**



## ***MONTH 4: Reaping the Harvest – 4 Evangelistic Evenings***

**Week 1**    **Date** \_\_\_\_\_ **Time** \_\_\_\_\_ **Place** \_\_\_\_\_

Those present

---

---

Those absent

---

---

### **WELCOME – *Ice breaker***

---

---

---

### **WORSHIP**

---

---

---

### **WORD**

1. **TITLE/TOPIC** – “A Welcoming Saviour”
2. **SCRIPTURE** - *The Pharisees and scribes complained saying, ‘This man receives sinners and eats with them’* (Luke 15:2).
3. **GOAL** - To establish that the goal of the cell is to present the gospel to new people and to receive sinners.
4. **FOCUS** - To receive sinners and to present the gospel
5. **FACILITATION QUESTIONS**
  - a) Have you ever been rejected by someone and how did it make you feel? Jesus receives you!
  - b) What is your experience of being received or welcomed by people you don’t know?
  - c) How did you interact with people this week who are not believers?
  - d) Can the group share testimonies about when they were received by Jesus and what it meant to them?

- e) How can we as a group be more welcoming in our lives when it comes to new people at work, church, etc...?

**6. FEEDBACK & SUMMARY**

- a) Summarise the group's conclusions

---

---

---

---

- b) State the principles that have been learned and discussed

---

---

---

---

- c) Ask each member of the group to share what they will be taking away with them and how they will apply it to their life.

**SHARE THE VISION**

Have some people prepared to share with the group what the cell group means to them. Ask them to give examples of how they have been helped practically and spiritually. Make sure they also explain how they are seeking to help and encourage others to develop as Christians.

**PRAYER**

## ***MONTH 4: Reaping the Harvest – 4 Evangelistic Evenings***

**Week 2**      **Date** \_\_\_\_\_ **Time** \_\_\_\_\_ **Place** \_\_\_\_\_

Those present

---

---

Those absent

---

---

### **WELCOME – *Ice breaker***

---

---

---

### **WORSHIP**

---

---

---

### **WORD**

1. **TITLE/TOPIC** : “Your Testimony”
2. **SCRIPTURE** - *And many of the Samaritans of that city believed in Him because of the word of the woman who testified (John 4:39).*
3. **GOAL** - To establish that the goal of the cell is to become effective in evangelist through personal testimonies.
4. **FOCUS** - For new people to hear the gospel through your testimony
5. **FACILITATION QUESTIONS**
  - a. What has happened when you have shared your testimony with other people?
  - b. Has anyone received Jesus through your testimony?
  - c. Ask someone share their testimony of how they received Jesus with the rest of the group?
  - d. How can we become more effective at sharing our testimony with others?

## 6. FEEDBACK & SUMMARY

- a) Summarise the group's conclusions

---

---

---

---

- b) State the principles that have been learned and discussed

---

---

---

---

- c) Ask each member of the group to share what they will be taking away with them and how they will apply it to their life.

## SHARE THE VISION

Allow extra time for every person to share how they came to Christ and what he means to them. Make sure this happens in a way that includes and does not exclude those who hopefully will be present who have not yet accepted Christ. Remember the group exists for them so that they can feel at home and welcome.

## PRAYER

## ***MONTH 4: Reaping the Harvest – 4 Evangelistic Evenings***

**Week 3**      Date \_\_\_\_\_ Time \_\_\_\_\_ Place \_\_\_\_\_

Those present

---

---

Those absent

---

---

### **WELCOME – *Ice breaker***

---

---

---

### **WORSHIP**

---

---

---

### **WORD**

1. **TITLE/TOPIC** – “Taking the Plunge”
2. **SCRIPTURE** - *For He says in an acceptable time I have heard you and in the day of salvation I have helped you. Behold now is the accepted time, behold now is the day of salvation* (2 Corinthians 6:2).
3. **GOAL** - To bring people to a point of decision for Christ.
4. **FOCUS** - To present the gospel effectively as Jesus did, using the four spiritual laws
5. **FACILITATION QUESTIONS**
  - a) What is the gospel? Can someone explain the four spiritual laws!
  - b) What did you face before you came to believe in Jesus?
  - c) Appoint someone to share the gospel message for 5 minutes, using the (Luke 15/John 3:16) Prodigal Son story
  - d) Are you ready to make a decision today?
  - e) Can the rest of us share the gospel with someone this week?

## 6. FEEDBACK & SUMMARY

- a) Summarise the group's conclusions

---

---

---

---

- b) State the principles that have been learned and discussed

---

---

---

---

- c) Ask each member of the group to share what they will be taking away with them and how they will apply it to their life.

## SHARE THE VISION

Ask someone to prepare a short testimony of how God called them off the fence to make a real commitment to Christ. Make sure that the emphasis is on the fact the God calls us to make a decision and that is the only way to step into the kingdom of God.

## PRAYER



## ***MONTH 4: Reaping the Harvest – 4 Evangelistic Evenings***

**Week 4**      Date \_\_\_\_\_ Time \_\_\_\_\_ Place \_\_\_\_\_

Those present

---

---

Those absent

---

---

### **WELCOME – *Ice breaker***

---

---

---

### **WORSHIP**

---

---

---

### **WORD**

- 1. TITLE/TOPIC** – “Assurance – Forgiveness of Sins”
- 2. SCRIPTURE** - *Blessed be the God and Father of our Lord Jesus Christ who has blessed us with every spiritual blessing in the heavenly places in Christ, just as He chose us before Him before the foundation of the world, that we should be holy and without blame before Him in love, having predestined us to adoption as sons by Jesus Christ to Himself, according to the good pleasure of His will, to the praise of His glory of His grace by which He made us accepted in the Beloved. In Him we have the redemption through His blood, the forgiveness of sins according to the riches of His grace (Ephesians 1:3-7).*
- 3. GOAL** - For the cell group to experience Gods grace and to know that they are Blessed, Adopted, Accepted, and Forgiven.
- 4. FOCUS** - To bring each person to assurance of salvation by knowing and experiencing His forgiveness.

**5. FACILITATION QUESTIONS**

- a) What blessings did you receive when you received Christ?
- b) What does it mean to be adopted?
- c) Are we accepted by grace or by our works?
- d) Forgiveness is not just a feeling it's a fact! Discuss

**6. FEEDBACK & SUMMARY**

- a) Summarise the group's conclusions

---

---

---

---

- b) State the principles that have been learned and discussed

---

---

---

---

- c) Ask each member of the group to share what they will be taking away with them and how they will apply it to their life.

**SHARE THE VISION**

Ask someone to have a testimony ready emphasizing how God helped them overcome their doubts and their objections against committing to Christ. Someone who has newly committed to Christ may be the best one to ask.

**PRAYER**

***OVERVIEW MONTH 5: Receiving New Believers – 4 Consolidation Studies***

- 1. A Change of Direction – Acts 2:38**
- 2. Water Baptism – Acts 2:38**
- 3. Receiving the Holy Spirit – Acts 1:4-5**
- 4. Belonging the Family of God – Ephesians 2:19**



## ***MONTH 5: Receiving New Believers – 4 Consolidation Studies***

**Week 1**    Date \_\_\_\_\_ Time \_\_\_\_\_ Place \_\_\_\_\_

Those present

---

---

---

Those absent

---

---

---

### **WELCOME – *Ice breaker***

---

---

---

### **WORSHIP**

---

---

---

### **WORD**

1. **TITLE/TOPIC** – “A Change of Direction”
2. **SCRIPTURE** - *Then Peter said to them, “Repent, and let every one of you be baptised in the name of Jesus Christ for the remission of sins; and you shall receive the gift of the Holy Spirit (Acts 2:38).*
3. **GOAL** - To present clearly what the Bible has to say about becoming a Christian.
4. **FOCUS** - Repent & Believe
5. **FACILITATION QUESTIONS**
  - a) What is repentance?
  - b) Why is faith necessary?
  - c) How to keep going in right direction?
  - d) What changes do I have to make?

## 6. FEEDBACK & SUMMARY

- a) Summarise the group's conclusions

---

---

---

---

- b) State the principles that have been learned and discussed

---

---

---

---

- c) Ask each member of the group to share what they will be taking away with them and how they will apply it to their life.

## SHARE THE VISION

### *Prayer*

Prayer and intercession is one of the principle weapons in our armoury. The whole Cell Vision must be soaked in it. We teach the cell members to become passionate people of prayer. The cell members pray every day for each other, for their leaders and for the lost. Simple petitions and prolonged periods of prayer and fasting are both modelled in the cells. No prayer request is too small to be ignored and no prayer request is too big to be tackled.

Prayer is the single greatest evidence we have of our dependence on the power of God. Our prayer life also reveals our passion. We pray for the things we most want to see happen. That's why the cell meetings always include time to intercede for the lost, personally by name and with understanding. As we pray, God acts. C.H. Spurgeon, the great Baptist preacher who ministered in London in the 19<sup>th</sup> Century, said, "Prayer is the slender nerve that moves the muscles of Omnipotence."

Believing prayer is essential in order to fulfil the Cell Vision. Every element must be birthed in prayer, and saturated by it during every stage of its development. One of the hallmarks of cell churches in South Korea and South America is the breadth, depth and quality of their praying. One cannot imagine any other single most important ingredient in the Cell Vision.

Prayer is the effective operation of God's power. James teaches this when he speaks of the power of effective, fervent and earnest prayer in James 5:16. Prayer is crucial in getting things done because it releases the operative power of God. This is what we need to fulfil the Cell Vision. It is a supernatural work. We cannot do it in our own ability. It has to be God, or nothing. That's why we teach our people to pray continually and to soak every aspect of the cell ministry in prayer and intercession.

This kind of praying can remove obstacles, clear the spiritual atmosphere, draw souls to the kingdom of God, overcome our weaknesses and create a climate in which God can work. We have learned to add to our prayers fasting, praise, sacrificial service and practical actions. These are all winning combinations. Prayer demonstrates that we believe only God can enable us to do what he has called us to do.

## **PRAYER**

## ***MONTH 5: Receiving New Believers – 4 Consolidation Studies***

**Week 2**    Date \_\_\_\_\_ Time \_\_\_\_\_ Place \_\_\_\_\_

Those present

---

---

---

Those absent

---

---

---

### **WELCOME – *Ice breaker***

---

---

---

### **WORSHIP**

---

---

---

### **WORD**

1. **TITLE/TOPIC** – “Water Baptism”
2. **SCRIPTURE** - *Then Peter said to them, “Repent, and let every one of you be baptised in the name of Jesus Christ for the remission of sins; and you shall receive the gift of the Holy Spirit (Acts 2:38).*
3. **GOAL** - To present clearly what the Bible has to say about becoming a disciple of Christ through baptism in water.
4. **FOCUS** - Every Christian needs to be baptised.
5. **FACILITATION QUESTIONS**
  - a) What is baptism?
  - b) Why is it necessary to be baptised in water?
  - c) What does baptism symbolise?
  - d) When should we be baptised?
  - e) If you have already been baptised - share your experience

## 6. FEEDBACK & SUMMARY

- a) Summarise the group's conclusions

---

---

---

---

- b) State the principles that have been learned and discussed

---

---

---

---

- c) Ask each member of the group to share what they will be taking away with them and how they will apply it to their life.

## SHARE THE VISION

### *Set goals in line with your God-given dreams*

We passionately believe in setting faith goals in our Christian service to God. The saying goes, "Happy are those who dream dreams and pay the price to make them come true!" Cesar Castellanos says, "Dream and you will win the world." We must learn the power of a godly dream. Castellanos also says, "Dreams and visions are the language of the Holy Spirit." This is because our imagination is the God-given capacity by which he can impress upon our lives his dreams for us. As we focus on the vision God gives to us, we can begin to establish the goals and strategies needed to make that vision a reality.

Make sure you are clear about your own goals and also work to fulfil the goals of the group as directed by your cell leader. For example,

- To lead someone to Christ within the next 6 months
- To take the next step on the Ladder of Success by \_\_\_\_\_ (Date)
- To enter *Mastering Leadership* course on \_\_\_\_\_ (Date)

## PRAYER



## ***MONTH 5: Receiving New Believers – 4 Consolidation Studies***

**Week 3**      Date \_\_\_\_\_ Time \_\_\_\_\_ Place \_\_\_\_\_

Those present

---

---

---

Those absent

---

---

---

### **WELCOME – *Ice breaker***

---

---

---

### **WORSHIP**

---

---

---

### **WORD**

1. **TOPIC** – “Receiving the Holy Spirit”
2. **SCRIPTURE** - *And being assembled together with them, He commanded them not to depart from Jerusalem, but to wait for the promise of the Father, which He said “you have heard from Me, for John truly baptised with water, but you shall be baptised with the holy Spirit not many days from now” (Acts 1:4-5).*
3. **GOAL** - The need of the Holy Spirit for Christian living
4. **FOCUS** - To introduce the Holy Spirit to each person to the point of experiencing Him.
5. **FACILITATION QUESTIONS**
  - a) Who is the Holy Spirit?
  - b) Why do we need Him?
  - c) How do you receive the Holy Spirit?
  - d) What are the signs of receiving Him?
  - e) What are the gifts and fruits of the Holy Spirit?

## 6. FEEDBACK & SUMMARY

- a) Summarise the group's conclusions

---

---

---

---

- b) State the principles that have been learned and discussed

---

---

---

---

- c) Ask each member of the group to share what they will be taking away with them and how they will apply it to their life.

## SHARE THE VISION

### *The Anointing of the Holy Spirit*

The anointing of the Holy Spirit is the exact opposite of human effort. It makes the decisive difference. Every aspect of service in the Old Testament Tabernacle and Temple worship had to be anointed with the sacred anointing oil. The same applies to our service today. The anointing of the Holy Spirit upon our lives speaks of separation from sin and dedication to the service of God.

In a sense, the Cell Vision is itself anointed because it has arisen out of spiritual desire and follows biblical principles. The Holy Spirit has been invoked at every stage of its development and this process is on-going. However, the vision itself cannot work unless we carry the anointing, both personally and corporately.

The anointing reminds us that without him we are nothing and can do nothing, but when we carry his supernatural presence and power, we can do all things. That's why we focus on maintaining our spiritual anointing and seek ever higher levels of fullness in the Holy Spirit. We depend on his gifts and his grace. We seek to be saturated by the Spirit, soaking in his presence and listening for his promptings. This kind of sensitivity to the Spirit opens the way to the miraculous manifestation of the power of God. We value both the fruit and the gifts that come with the anointing of God.

## PRAYER

## ***MONTH 5: Receiving New Believers – 4 Consolidation Studies***

**Week 4**    Date \_\_\_\_\_ Time \_\_\_\_\_ Place \_\_\_\_\_

Those present

---

---

---

Those absent

---

---

---

**WELCOME – *Ice breaker***

---

---

---

**WORSHIP**

---

---

---

**WORD**

1. **TITLE/TOPIC** – “Belonging to the Family of God”
2. **SCRIPTURE** - “*Now therefore ye are no more strangers and foreigners, but fellow citizens with the saints, and of the household of God*” (Ephesians 2:19).
3. **GOAL** - Understanding the importance and place of the church in the Christian Family.
4. **FOCUS** - Belonging and commitment to the family of God.
5. **FACILITATION QUESTIONS**
  - a) What is the church?
  - b) What is the purpose of the church?
  - c) What important role does the church play in your life?
  - d) What is your role in the church?
  - e) How do we express our commitment to the church?

## 6. FEEDBACK & SUMMARY

- a) Summarise the group's conclusions

---

---

---

---

- b) State the principles that have been learned and discussed

---

---

---

---

- c) Ask each member of the group to share what they will be taking away with them and how they will apply it to their life.

## SHARE THE VISION

### *Faith for the Vision*

The vital connection between knowing and doing is faith. Faith begins by hearing God and seeing as he sees. God uses the creative imaging capacity of our hearts and plants in us the vision he wants fulfilled. We will never see with our human eyes the realisation of God's will for us until we have seen it with the eyes of faith. We must see the invisible if we are to do the impossible. We must see the vision for cell church, and believe that it is possible by the power of God. Otherwise, we will be defeated from the start.

Faith as spiritual vision is one of the fundamental ways in which God works. This kind of faith activates God's promises and takes us into the realm of divine possibilities. The childless Abraham saw in advance his innumerable children when God showed him the stars in the night sky – and he believed. This vision grew in him and became fully formed in his spirit long before it was fulfilled in practice. He was able to live in the promise as though it had already been realised – that's faith. Abraham's faith activated him and gave him the ability to fulfil the will of God. In the same way, we must continually carry God's vision before our eyes and allow supernatural faith to activate us to do his will.

This means our goal-setting must not just be a human exercise in strategic planning. We must receive a revelation of God's will, see that will as having already been accomplished in the purpose of God and work it out in practice. Faith-filled vision will shape every aspect of our lives into the likeness of what God has revealed. The cell ministry necessitates these high levels of vision, faith and action.

## PRAYER

## ***OVERVIEW MONTH 6: Celebrating Success***

- 1. Welcome/Praise Party – Luke 15:10**
- 2. The Power of Testimony – Revelation 12:11; Acts 2:24**
- 3. Prayer for Contacts of New Believers – Acts 16:31; Acts 2:47**
- 4. Envision & Send – Luke 9:61 – 10:3**



## ***MONTH 6: Celebrating Success***

**Week 1**    Date \_\_\_\_\_ Time \_\_\_\_\_ Place \_\_\_\_\_

Those present

---

---

---

Those absent

---

---

---

### **WELCOME – *Ice breaker***

---

---

---

### **WORSHIP**

---

---

---

### **WORD**

1. **TITLE/TOPIC** – “Welcome/Praise Party”
2. **SCRIPTURE** - *Likewise, I say to you, there is joy in the presence of the angels of God over one sinner who repents* (Luke 15:10).
3. **GOAL** – To welcome and celebrate the new believers.
4. **FOCUS** – The focus is on the new life in Christ and power of a transformed life celebrated through rejoicing and feasting.
5. **FACILITATION QUESTIONS**
  - a) Why do we rejoice?
  - b) What was the reason in the verse above?
  - c) What impact did it have on you?
  - d) What ways can we celebrate new life?
  - e) How can we ensure that we keep on celebrating new life in the cell?

## 6. FEEDBACK & SUMMARY

- a) Summarise the group's conclusions

---

---

---

---

- b) State the principles that have been learned and discussed

---

---

---

---

- c) Ask each member of the group to share what they will be taking away with them and how they will apply it to their life.

## SHARE THE VISION

### *The Encounter*

The testimonies that flood in each week from the Encounters speak of every conceivable blessing and experience with Christ. In the presence of God, expectations are met and needs are filled. People are healed, set free, baptised in the Spirit and receive the gift of tongues. Other spiritual gifts are also regularly released.

People who have been on an Encounter speak of a new hunger for God, a new passion for Christ and a new intimacy in their relationship with Jesus. They testify to a receiving a love for souls, a clear sense of God's call and a determination to serve him as never before. Quite simply, they are brought closer to God and learn to trust him more as they discover the Father's unconditional love and acceptance. They leave with a new boldness, assurance and confidence in their faith.

As people are released from inner pain, hurt, bitterness and resentment, many marriages are healed and many families are reconciled. Anger and domestic violence are dealt with. In the powerful presence of God, burdens are lifted and sorrow and despair evaporate. The Holy Spirit ministers deeply into people's hearts, bringing supernatural peace and joy.

People also testify to the miraculous provision of jobs and finance, as well as remarkable answers to prayer for accommodation and other practical needs. The atmosphere is charged with prayer and faith, and it encourages the delegates to experience intimacy with God. Deliverance from demonic bondages is frequent as well as freedom from other life-controlling problems such as drug, alcohol and sexual addictions.



### ***The New Believers Encounter themes***

The Encounter Weekend focuses on a number of key themes.

- The Father's Heart – learning to receive the Father's unconditional love and acceptance.
- Assurance of Salvation – knowing for sure that you are saved and that you have eternal life.
- Repentance – breaking the habits of the past.
- The Cross – seeing what Jesus did for you on the cross.
- Inner Healing – finding release from rejection and inner pain caused by life experiences.
- Deliverance – being set free from evil powers at work in your life.
- Breaking Strongholds – a thorough deliverance from everything that binds you to the past.
- The Favour of God – learning how to walk in the favour of God.
- The Holy Spirit – experiencing the fullness and power of the Holy Spirit.
- The Ministry – understanding and responding to Jesus' call upon your life.
- Life Transformation – setting the direction of your life, now and for the future by enrolling in the *Living Free! Life Transformation Course*.

## **PRAYER**



## MONTH 6: Celebrating Success

**Week 2**    Date \_\_\_\_\_ Time \_\_\_\_\_ Place \_\_\_\_\_

Those present

---

---

---

Those absent

---

---

---

### WELCOME – *Ice breaker*

---

---

---

### WORSHIP

---

---

---

### WORD

1. **TOPIC**– “The power of testimony”
2. **SCRIPTURES** - *And they overcame him by the blood of the Lamb and by the word of their testimony, and they did not love their lives to the death (Revelation 12:11).*  
  
*But none of these things move me; nor do I count my life dear to myself, so that I may finish my race with joy, and the ministry which I received from the Lord Jesus, to testify to the gospel of the grace of God. (Acts 2:24)*
3. **GOAL** - To use the power of testimony to affirm the transformation in a new believer’s life.
4. **FOCUS** - The focus is on how testimony encourages, exhorts and empowers Christians to continue in their discipleship.
5. **FACILITATION QUESTIONS**
  - a) What is a testimony?
  - b) Can you share your testimony?
  - c) How does testimony empower us?

## 6. FEEDBACK & SUMMARY

- a) Summarise the group's conclusions

---

---

---

---

- b) State the principles that have been learned and discussed

---

---

---

---

- c) Ask each member of the group to share what they will be taking away with them and how they will apply it to their life.

## SHARE THE VISION

### *Living Free (Post-Encounter)*

The Encounter Weekends are powerful times of personal liberation as people discover their freedom in Christ. However, real change takes time to be established in a person's life. It cannot be accomplished in a weekend away from the daily circumstances of life. That is why the Encounter is followed by a 10-week Post-encounter discipleship course which we call *Living Free!*

Once new believers understand that they have been set free from the penalty and the power of sin at the cross and have been delivered from every connection and association with their past life of sin, they are ready to develop new patterns of thinking and living. This kind of change is progressive as people learn to put off the old and put on the new.

This process called 'sanctification' is life-long, but we teach the new believers during the Post-encounter training how to begin to identify some basic aspects of their life that need to change and to bring them to the Lord and his transforming power. We explain that the 'new man' has been created in Christ as a gift of his grace, however we also make it clear that we all have to learn to walk in the lifestyle of our new identity in Christ.

We must learn to put off the old ways of thinking and acting and to put on the new attitudes and behaviour consistent with our identity in Christ. The Holy Spirit enables us day by day to replace the things that belong to our former way of life with the new ways of life in Christ.

### ***Living Free! Topics***

There are 10 topics, one for each week's main teaching session:

1. Your Devotional Life
2. The Family of God
3. Your Testimony
4. Real Change
5. The Fruit of the Spirit
6. Inner Healing
7. Handling Your Emotions
8. Free Indeed
9. The Spirit-filled Life
10. Serving God.

## **PRAYER**



## MONTH 6: Celebrating Success

**Week 3**    Date \_\_\_\_\_ Time \_\_\_\_\_ Place \_\_\_\_\_

Those present

---

---

---

Those absent

---

---

---

### WELCOME – *Ice breaker*

---

---

---

### WORSHIP

---

---

---

### WORD

1. **TOPIC**– “Prayer for Contacts of New Believers”
2. **SCRIPTURES** - *So they said, "Believe on the Lord Jesus Christ, and you will be saved, you and your household" (Acts 16:31).*  
  
*And the Lord added to the church daily those who were being saved (Acts 2:47).*
3. **GOAL** - To maintain and develop contacts for evangelism
4. **FOCUS** - The focus is on encouraging new believers to continue building up their contacts for outreach and evangelism: Reviewing and updating E3 and E10 lists.
5. **FACILITATION QUESTIONS**
  - a) How do we select who goes on to our prayer of 3 list?
  - b) What happens when we pray for them?
  - c) Can you share an experience of this? What was the result?
  - d) How can we encourage one another in prayer and action to reach our contacts?
  - e) What central events can we invite them to?
  - f) What local event can we invite them to?

## 6. FEEDBACK & SUMMARY

- a) Summarise the group's conclusions

---

---

---

---

- b) State the principles that have been learned and discussed

---

---

---

---

- c) Ask each member of the group to share what they will be taking away with them and how they will apply it to their life.

## SHARE THE VISION

### *Mastering Leadership*

Training is part of the culture of the Cell Vision. Without an effective method of raising new leaders, the cells cannot multiply and be fruitful. That is why we place a strong emphasis on training cell leaders in the Model of 12. The training really works. It is the most effective method we have ever used for the equipping and releasing of leaders into the church.

The main job of the Primary cell leader is to train, mentor and release cell leaders into a flourishing cell ministry. Therefore, the Primary 12 group is the main setting for leadership development and this training happens alongside the Leadership School which takes prospective leaders through every aspect of cell ministry. We aim to prepare them for the work of planting and growing cells as well as pastoral care and evangelism.

The Model of 12 unashamedly sees Jesus' command of Matthew 28:18-20 as the job description for every person in the church. Everything must be about this objective. Therefore, training must be focused on showing people how they can grow in their own discipleship and on equipping them to become disciple-makers of others.

We stress that daily life in the community is the place of mission. The daily occupation of cell members is the location of their true vocation. Cell groups can penetrate and see kingdom transformation come about in every layer and setting in society. That's why we train our members to become cell leaders and to reach people for Christ, right where they are.

## PRAAYER



## MONTH 6: Celebrating Success

**Week 4**    Date \_\_\_\_\_ Time \_\_\_\_\_ Place \_\_\_\_\_

Those present

---

---

---

Those absent

---

---

---

### WELCOME – *Ice breaker*

---

---

---

### WORSHIP

---

---

---

### WORD

1. **TITLE/TOPIC** – “Envision and Send”
2. **SCRIPTURE** -  
*Still another said, “I will follow you, Lord; but first let me go back and say goodbye to my family.”<sup>62</sup> Jesus replied, “No one who puts a hand to the plough and looks back is fit for service in the kingdom of God”. After this the Lord appointed seventy-two others and sent them two by two ahead of him to every town and place where he was about to go. <sup>2</sup>He told them, “The harvest is plentiful, but the workers are few. Ask the Lord of the harvest, therefore, to send out workers into his harvest field. <sup>3</sup>Go! I am sending you out like lambs among wolves”. (Luke 9:61 – 10:3).*
3. **GOAL** - To establish and agree the next step for each member on the Ladder of Success.
4. **FOCUS** - We are commissioned by Christ to both make and mature as disciples and become the mobilised body of Christ; the Ladder of Success sets out how we can respond to the Great Commission.

## 5. FACILITATION QUESTIONS

- a) What qualities is Jesus looking for in his disciples?
- b) Do you think these qualities are important, if so why?
- c) What is your next step on the Ladder of Success?
- d) What do you need to do to take this step?
- e) What, if any, are the hindrances to taking this step?
- f) When will you start your next step?

## 6. FEEDBACK & SUMMARY

- a) Summarise the group's conclusions

---

---

---

---

- b) State the principles that have been learned and discussed

---

---

---

---

- c) Ask each member of the group to share what they will be taking away with them and how they will apply it to their life.

## SHARE THE VISION

### *Cells for Mission*

The Great Commission is expansive, embracing all nations. Christ died for all and the gospel belongs to the whole world. From the first missions of the apostle Paul to the present day initiatives to take the gospel to all peoples, God has been directing his church to disciple the nations. The Cell Vision instills this vision through its emphasis on Matthew 28:18-20. We actively encourage all the cells to engage passionately in world missions through prayer, giving and going. The Cell Vision is a part of God's global move to reach the nations of the world through evangelism, discipleship and church planting. Mission is always on the agenda.

Kensington Temple has 119 different nations represented in its membership, and so we find it easy to focus on international ministry. We send missionaries to the harvest fields of the world and organise short term missions through the cells. Each Primary 12 leader 'adopts' a mission field and begins to promote missions through his or her generation of cells. Strategic plans emerge through research and networking with existing initiatives on the ground. We support local churches overseas through equipping, enabling and encouraging. Where appropriate, we initiate new strategies to extend the influence of the gospel in any particular nation.

The cells pray for the mission fields the Holy Spirit lays on their heart and give to the work of God taking place in that nation. These funds support on-going initiatives of church planting, training and evangelism. We plant Bible Schools, children's homes, community projects and other aid initiatives.

Every cell member is a part of this ministry and we encourage every person to go overseas for at least one short term mission. We find that this brings life to the cells and broadens their vision. Jesus said, "Lift up your eyes and look at the fields, for they are white for harvest!" (John 4:35). Every new believer must become immersed in the vision of Christ for the nations.

## **PRAYER**



## ***APPENDIX I - ICE BREAKERS***

Select an ice breaker each week to begin the cell meeting. Make sure that each person participates and allow no more than 30 seconds per person. If vital information is discovered, promise to return to it later. The objective is to “break the ice” so that the sharing process begins to flow in the group.

Begin by using some of the suggestions below and gradually introduce your own ice breakers that are most suitable to your group. Remember sometimes a group activity is also very useful as an ice breaker.

### EXAMPLES “Getting to know you”

- What was the happiest moment of your life?
- What is the greatest regret of your life?
- The greatest compliment I ever received.
- The best friend I ever had.
- Describe a typical Tuesday in your life.
- My greatest disappointment.
- The gift I never forgot.
- What is your favourite time of the day?
- The thing I enjoy most in my spare time.
- What one thing would you like your obituary to say about you?
- Share a strength and a weakness.
- Share a recent pleasure and a recent pain.
- Using weather terminology, describe the kind of week you have had – sunny, foggy, rainy, cloudy etc...

### EXAMPLES “What if...”

- If you could not fail – what would you do?
- If you could live your life over – what would you change?
- If you were on a desert island – what one practical thing would you take with you?
- If you could be doing anything you wanted this time next year – what would it be?
- If you were granted one hour with the leader of the country what question would you ask? What advice would you give?
- If you had an all expenses paid holiday – where would you go and why?

### EXAMPLES “What has happened to you since last week?”

- What was the most important event in your life this past week?
- Who has had the greatest influence on your life since we last met?
- What is the best thing that has happened to you this week?
- Who has been the most help to you this week?
- Which cell group topic has been the most help to you so far?

## ***APPENDIX II – GETTING THE MOST OUT OF CELL PARTICIPATION***

Cell group leadership is a highly-skilled art. Gradually build up your skills and learn from your experience and the experience of others. Do not be afraid to ask for feedback from your members and to seek advice from your Primary Leader.

### **Be Prepared**

Make sure you are thoroughly prepared for the cell meeting. Think of all the practical details in advance. For example, having some spare copies of the Bible in an easy-to-read modern translation, having the words of the songs printed on paper so that everyone can follow.

### **Pray**

Do not skimp on prayer preparation before the cell meeting. Over time, this will do more for your cell than any other single thing.

### **Be Orderly**

Begin and end on time. Don't let the session drag on. Use team leadership. Give appropriate leadership roles to core members in each session. Make the meeting interesting and lively. Keep the pace going and avoid long talks.

### **Be Clear**

Use visual aids (TV/Video, Music, Sketches, Drawings, etc.) whenever possible, as they are a tremendous help in understanding and retaining the message.

### **Keep things simple.**

Avoid using clichés or technical Christian words which may mean little or nothing to a newcomer. Don't swamp people with too much information; it will only confuse or discourage them and they won't retain it.

### **Be Sensitive**

Be sensitive to the needs of individuals - that means being ready to listen. Deal gently but firmly with dominant members. Help the group to resolve conflict by trying to identify the cause of the frustration and suggesting ways of meeting the need. Maintain eye contact with individuals in the group as much as possible. Keep looking around but be careful not to appear to be focusing on one person for a response to a question.

Sometimes problems will be raised in the group which can't be handled satisfactorily during the meeting. In that case the leader or core member should aim to help the individual concerned some time after the meeting,

### **Be Adaptable**

Vary your plan for the session if a special need emerges. Don't be anxious if you do not get through everything you have planned. Be unshockable. Those with no church background may have no idea what is and isn't 'acceptable' in Christian circles.

### **Be Stimulating**

Encourage questions. The new Christians will be trying to understand and absorb many new ideas. They will need opportunity and time to sort out these new thoughts. Asking questions and talking about how their faith affects their life will be invaluable.

Emphasise that the Christian life is a growing experience. Remember that understanding and commitment are both things that grow. Don't expect them to be completely developed at the beginning.

Demonstrate by personal example how to share experiences with others in the group. Allow plenty of time for members to share their own new experiences - don't fill every silence with your own words.

### **Be Encouraging**

Encourage shy members to participate, but don't force them. Help them to know that it is alright to have a problem and to talk about it.

Be careful not to put pressure on people to conform to your ideas of Christian lifestyle. This could inhibit openness and sharing, or even stop people coming. Give new Christians time to grow as the Word of God speaks to them.

Aim to develop the corporate prayer life of the group but keep your praying simple - remember how you felt the first time you prayed with others.

Help the group to appreciate silence, particularly being silent in God's presence.

### **Meet people where they are**

Many will have no church background - so remember you could be starting from scratch with their understanding of anything to do with *God*, the *Bible* or the *Church* so...

- You are often remodeling and re-structuring lifestyles.
- Try and get people to start opening up to each other - to be truthful and honest.
- Get them talking about their doubts and fears (this is not wrong but part of healthy growth).
- People learn at different speeds - be watchful.
- Do not just listen and care but act - be practical.

### **Teach them to fight – spiritual warfare.**

New believers must learn quickly to become soldiers. New Christians can often make most effective witnesses.

### **Learn to get the most out of every person's participation – including the "difficult" people.**

#### **1. Chattering Charlie**

- Altogether too talkative - doesn't leave space for other people.
- Ask "What does someone else think?"
- Give him the job of summarizing particular discussions so that he has to listen to others.
- Talk to him privately about the problem.

#### **2. Domineering Dorothy**

- Her voice tends to 'win' above the others. It can mean that she appears to brush other people aside.
- Challenge her by putting an alternative viewpoint.
- Ask for other suggestions.
- Break into pairs or Groups of 3 so that everyone has the opportunity to express a viewpoint.

### **3. Silent Sam**

- Never contributes anything to the group discussions
- Try to interpret the silence. Is it shyness? Is he reflecting on some thought? Is he sullen?
- Does he not understand? Give him opportunities by asking “Does anyone want to add anything here?” or “How about those who haven’t said anything so far?”
- Take time to ‘bring him out’ privately, outside the meeting.
- Personal interest and encouragement can make all the difference.

### **4. Humble Henry**

- He is so unsure of himself he would tend to say, “I don’t know” to every question, just so he didn’t give the ‘wrong’ answer. In fact, this ‘humility’ may really be insecurity and lack of self-confidence.
- Choose an area where you know Henry has a contribution to make and invite him to speak.
- Affirm him and express appreciation on behalf of the group.

### **5. Negative Norm**

- He gets attention by deliberately standing out against others. He may secretly be very unsure of himself and be testing whether the group really accepts him.
- Try allowing him to express his negative feelings and responding warmly and positively to him.
- Make a point, sometimes, of asking for positive contributions.
- If the situation does not improve, and particularly if he has hurt others in the group, confront him with the problem, out of the meeting if at all possible.

### **6. Prickly Pete**

- He gets worked up but cannot recognise his anger.
- Allow him to express his anger but try to help him understand the cause of it.
- Identify with any valid point you think Pete is making and invite the group to respond positively.

### **7. Red Herring Robert**

- Constantly side-tracks discussions so that others forget the point.
- Say “Can we follow that one up later?” “What about the question we were asking... ?”
- Face the fact that “We’re off track” and repeat the original question.

### **8. Jimmy Joker**

- He may be joking to hide his embarrassment or to relieve some other tension he feels.
- Join in with the joke but then bring the group back to the discussion. When the humour is misplaced, ignore the comment and move the discussion on.

### **9. Dennis the ‘Devil’s Advocate’**

- He consistently presents opposition even when it appears contrived.
- He may in fact identify with the view he is expressing or he may be doing it on behalf of someone else. It is a relatively safe way of testing opinion.
- Try asking him if he is simply ‘flying a kite’ or whether he is genuinely concerned.
- Open up the discussion for the group to respond on the subject.



## ***APPENDIX III – REMOVING BARRIERS TO BELIEF***

### ***Barrier 1: What about suffering?***

#### **THE PROBLEM:**

"How can a God of love let suffering go on in the world?" This is not just a philosophical problem, but it arises out of much hurt, tragedy and real life suffering.

#### **NON CHRISTIAN ANSWERS:**

- God is not a God of love.
- God is not all powerful.
- God does not exist.

#### **A PUZZLE:**

GOD HAS GIVEN US SOME PIECES BY WAY OF ANSWER TO THIS PUZZLE.

#### **PIECE ONE: "We cannot blame God for the sufferings we choose to bring upon ourselves"**

James 4:1,2 *What causes fights and quarrels among you? Don't they come from your desires that battle within you? You want something but don't get it. You kill and covet, but you cannot have what you want. You quarrel and fight.*

#### **PIECE TWO: "We live in a hostile environment which is the direct result of man's revolt against God."**

Genesis 3:17-18 *To Adam he said, "Because you listened to your wife and ate from the tree about which I commanded you, 'You must not eat of it,' Cursed is the ground because of you; through painful toil you will eat of it all the days of your life. It will produce thorns and thistles for you, and you will eat the plants of the field."*

Romans 8:20-21 *For the creation was subjected to frustration, not by its own choice, but by the will of the one who subjected it, in hope that the creation itself will be liberated from its bondage to decay and brought into the glorious freedom of the children of God.*

#### **PIECE THREE: "The world is in the grip of an evil trouble maker: Satan."**

1 John 5:19 *...the whole world is under the control of the evil one.*

#### **PIECE FOUR: "Some pain is a valuable part of human experience."**

2 Corinthians 7:10 *Godly sorrow brings repentance that leads to salvation and leaves no regret, but worldly sorrow brings death.*

#### **PIECE FIVE: "God understands our pain because He has experienced it."**

Isaiah 53:3-5 *He was despised and rejected by men, a man of sorrows, and familiar with suffering. Like one from whom men hide their faces he was despised, and we esteemed him not. Surely he took up our infirmities and carried our sorrows, yet we considered him stricken by God, smitten by him, and afflicted. But he was pierced for our transgressions, he was crushed for our iniquities; the punishment that brought us peace was upon him, and by his wounds we are healed.*

**PIECE SIX: "The best cure for a bleeding wound is a bandage not talk about suffering,"**

*Acts 10:38 how God anointed Jesus of Nazareth with the Holy Spirit and power, and how he went around doing good and healing all who were under the power of the devil, because God was with him.*

*2 Corinthians 1:3-4 Praise be to the God and Father of our Lord Jesus Christ, the Father of compassion and the God of all comfort, who comforts us in all our troubles, so that we can comfort those in any trouble with the comfort we ourselves have received from God.*

**PIECE SEVEN: "God will one day restore all things."**

*Revelation 21:4 He will wipe every tear from their eyes. There will be no more death or mourning or crying or pain, for the old order of things has passed away.*

**MISSING PIECES: "There are many pieces missing, we do not have the complete picture."**

*Deuteronomy 29:29 The secret things belong to the Lord our God, but the things revealed belong to us and to our children forever, that we may follow all the words of this law.*

***Barrier 2: What about other religions?***

There is today a keen awareness of the religious beliefs others. Britain is a multi-racial, multi-cultural and a multi-faith society. There appears to be a flood tide of opinion sweeping against Christianity in the Western world. How do we react to this?

**IS CHRISTIANITY UNIQUE?**

*Acts 4:12 Salvation is found in no one else, for there is no other name under heaven given to men by which we must be saved.*

*John 14:6 Jesus answered, "I am the way and the truth and the life. No one comes to the Father except through me."*

**OBJECTION 1: "Aren't you being arrogant, bigoted and intolerant?"**

We uphold the freedom of other people to choose and their right to express their own beliefs. But we cannot accept the view that all beliefs are equally true. That is nonsense not tolerance. Truth by its very nature is narrower than error.  $2+2=4$ , NOT 44, 54 OR 104!

**OBJECTION 2: "Does it all really matter? Isn't it enough that you are sincere in what you believe?"**

This is a superficially attractive view. It seems to portray God as very generous and us as accepting. But the plain fact is that something is right or wrong whether we believe it or not.

**SINCERITY IS NOT ENOUGH**

All the sincerity in the world does not alter one single fact. For many years people sincerely believed that the world was flat. But the earth has been round for a long time! Sincere people have been known to be sincerely wrong and with disastrous results.

**OBJECTION 3: "Don't all religions teach basically the same thing? Aren't they all right in their own way? After all, don't all roads lead to God."**

No, all religions do not teach the same thing. They teach radically different, opposing and even contradictory points of view. It is totally illogical to say that they are all right. For example, Islam denies the deity, death and resurrection of Jesus Christ - all that is central to Jesus' claims about Himself. How can Christianity and Islam both be right! THE ELEPHANT ANALOGY IS A FALLACY!

***Barrier 3: Can a God of love send people to hell?***

**WHAT SOME PEOPLE THINK CHRISTIANS TEACH ABOUT HELL**

"You mean He dangles us over the flames of Hell and says, 'Love me or I'll throw you in!?' That's not a God of love - that's a sadist."

**DISMISS ALL SUCH WRONG CONCEPTS**

"If I thought God was like that, I wouldn't believe in Him either!"

**WHAT DOES THE BIBLE TEACH?**

God is a God of love, justice and truth, who desires all to be saved.

**THEN WHY HELL?**

**THE DOUBLE-LOCKED DOOR**

**1. THE DOOR OF HELL IS LOCKED ON THE INSIDE**

Nobody ever goes to Hell other than through their own choice. It is the only place in the universe where God's presence is excluded and therefore it is reserved for those who want God out of their lives. If you end up in Hell, you cannot blame God any more than you can blame a doctor for your illness if you refuse to take his prescription.

**2. THE LOCK ON THE OUTSIDE**

The door to Hell is also bolted on the outside too. That is it is God confines all evil to Hell as His judgement. Hell is the final marriage of evil and suffering. That's justice - that's judgement. Hell is the consequence of God's unrestrained wrath against unrestrained evil.

**JUSTICE AND LOVE**

If there was no judgement, there would be no justice and God would no longer be love because love always upholds justice. If there was no judgement it would mean that God thinks evil does not matter, or that evil is more powerful than good. This would reduce the love of God to powerless sentiment. Hell is the ultimate triumph of good over evil.

## **WHAT ABOUT MERCY?**

God is full of mercy and compassion, and has removed every obstacle from man's pathway so that he can come and find forgiveness and escape Hell.

### **1. DELAYED WRATH**

Romans 2:4-5  
2 Peter 3:7-10

### **2. GOD'S GRACE IN CHRIST**

Titus 2:11  
2 Corinthians 8:9  
Isaiah 53:5-6  
Hebrews 4:16

### **3. THE DAY OF THE LORD**

Acts 10:42  
Acts 17:30-31

### **4. DESTINY FIXED AT DEATH**

Hebrews 9:27-28

## **FACTS ABOUT HELL**

### **1. HELL IS REAL**

There are many descriptions of Hell in the Bible. Some of these may include elements of symbolism, but they speak of a real place. Jesus spoke more about Hell as a warning than He did about Heaven.

### **2. HELL IS ETERNAL - NO SECOND CHANCE**

a. No Re-incarnation      Hebrews 9:27

b. No Purgatory      Luke 16 The rich man and Lazarus: v26 "*...between us and you a great chasm has been fixed, so that those who want to go from here to you cannot, nor can anyone cross over from there to us.*"

2 Corinthians 5:8 *We are confident, I say, and would prefer to be away from the body and at home with the Lord.*

c. No Annihilation

d. No Ultimate Reconciliation

## **CONCLUSION**

God loves all mankind and has made salvation available to all, but He will not interfere with our free will. To do so would be to violate our humanity. Eternal Judgement is the necessary and righteous reaction of God against the wilfully wicked.

## ***Barrier 4: What about hypocrites?***

### **PLAY ACTING**

Hypocrisy is play acting - saying one thing and doing another. It is claiming to be something you are not.

### **FAKE OR FAILURE?**

It is important to distinguish between those who are really faking it and those who are genuine in their faith but are failing in some way to live up to it.

#### **1. THE GENUINE FAKES**

##### **THE NAME GAME**

There are many people, organisations, political parties and even countries that would accept the title, 'Christian', but who in reality are Christians in name only.

##### **FAKES ONLY EXIST WHERE THERE IS A GENUINE**

Nobody would seriously consider making fake £13 notes - there are no genuine notes of that denomination! In the same way you only hear of fake articles when the genuine is valuable. The presence of hypocrites in the church suggests that true Christianity is both genuine and valuable.

The tragedy of our society is that people have not rejected true full-blooded Christianity, but a pale anaemic version of the real thing.

#### **2. THE GENUINE FAILURES**

##### **NOT PERFECT, ONLY FORGIVEN!**

The very term disciple, which means, learner, shows that we have a long way to go. Our shortcomings and failures, while not to be excused, do not invalidate our faith or the One in whom we believe.

##### **POWER FAILURE OR FAULTY CONNECTION?**

For people to reject Christianity as invalid because we do not measure up to perfection, is like denouncing electricity because of the faulty connection in your kettle!

## ***Barrier 5: Which Church is Right?***

### **UNITY AND DIVERSITY IN THE EARLY CHURCH**

Acts 6:1 *In those days when the number of disciples was increasing, the Grecian Jews among them complained against the Hebraic Jews because their widows were being overlooked in the daily distribution of food.*

Acts 15:22-23 *Then the apostles and elders, with the whole church, decided to choose some of their own men and send them to Antioch with Paul and Barnabas. They chose Judas (called Barsabbas) and Silas, two men who were leaders among the brothers. With them they sent the following letter: The apostles and elders, your brothers, To the Gentile believers in Antioch, Syria and Cilicia: Greetings.*

### **FACTIONS ALSO EXISTED IN THE EARLY CHURCH**

1 Corinthians 1:10-13 *I appeal to you, brothers, in the name of our Lord Jesus Christ, that all of you agree with one another so that there may be no divisions among you and that you may be perfectly united in mind and thought. My brothers, some from Chloe's household have informed me that there are quarrels among you. What I mean is this: One of you says, "I follow Paul"; another, "I follow Apollos"; another, "I follow Cephas"; still another, "I follow Christ." Is Christ divided? Was Paul crucified for you? Were you baptised into the name of Paul?*

### **THE TRUE CHURCH OF CHRIST**

Colossians 1:18 *And he is the head of the body, the church; he is the beginning and the firstborn from among the dead, so that in everything he might have the supremacy.*

Matthew 16:16-19 *Simon Peter answered, "You are the Christ, the Son of the living God." Jesus replied, "Blessed are you, Simon son of Jonah, for this was not revealed to you by man, but by my Father in heaven. And I tell you that you are Peter, and on this rock I will build my church, and the gates of Hades will not overcome it. I will give you the keys of the kingdom of heaven; whatever you bind on earth will be bound in heaven, and whatever you loose on earth will be loosed in heaven."*

1 Corinthians 3:11 *For no one can lay any foundation other than the one already laid, which is Jesus Christ.*

1 Corinthians 12:12-13 *The body is a unit, though it is made up of many parts; and though all its parts are many, they form one body. So it is with Christ. For we were all baptized by one Spirit into one body - whether Jews or Greeks, slave or free - and we were all given the one Spirit to drink.*

### **DENOMINATIONS**

#### **1. NOT GOD'S IDEAL**

The word 'CHURCH' cannot be properly used of denomination. In the NT, it refers to:

- All Christians everywhere - UNIVERSAL CHURCH (Ephesians 1:22)
- Christians in a locality - LOCAL CHURCH (Revelation 2:1)
- Christians in a household - HOUSEHOLD CHURCH (Romans 16:5)

## **2. EXIST HISTORICALLY**

Many historical reasons account for the presence of denominations: political, geographical, theological, cultural and factional reasons.

## **3. NO ONE DENOMINATION HAS A MONOPOLY ON TRUTH OR REVELATION**

Any denomination that claims a monopoly on truth or salvation has the makings of a cult and not that of the true Church of Christ.

## **4. UNITY THROUGH DIVERSITY**

God can use the denominations to express His variety. Each denomination needs every other denomination to show the richness of truth and the wide range of valid Christian expression.

## ***APPENDIX IV – HOLDING A HALF NIGHT OF PRAYER***

A Half Night of Prayer is an ideal preparation for outreach and evangelism – especially leading into month 5 in the 6 Months Cell Growth Plan. Friday evenings are a good time to hold it as most people have a more relaxed day on Saturday than a normal week day. The evening can begin at 7 and end at Midnight.

1. Begin with a fellowship meal.
2. Have a presentation on prayer.
3. Break the prayer periods with praise from time to time.
4. Vary between praying and sharing.
5. Set specific periods of prayer to cover a full prayer agenda over the evening.
6. Use prayer in twos and threes to vary the format.
7. Make sure every person is personally prayed over and ministered to.



## ***APPENDIX V: CELL COMMUNION***

Communion is one of two ordinances (the other is water baptism) that the Lord Jesus left for us to observe in worship. Cell groups are an excellent place for sharing in communion. Here are some practical suggestions for a cell group communion service.

1. Schedule a communion meeting every few months in your cell.
2. Begin with a meal. It can be a pizza, a BBQ or everyone can bring a plate of food. Just be sure to begin early to have enough time and to bring enough food for everyone to eat their fill. (See 1 Corinthians 11:21)
3. Structure your meeting in the normal way (Welcome, Worship, Word, Works, Witness) but have it around a table with the meal.
4. Establish a scriptural basis for receiving communion from one of the Gospel accounts, from 1 Corinthians 11, from the Exodus Passover account, or from another appropriate text.
5. Give adequate time for personal preparation.
6. Receive the bread first and then the cup. This is not only scriptural but practical as well to help wash down the food. Any sort of bread or crackers are appropriate but in these days of Alcoholics Anonymous, grape juice may be preferable to wine.
7. Be especially sensitive to the free flow of the gifts of the Holy Spirit before, during, and after receiving communion. Allow Him to heal, to speak, and to reveal Himself as He sees fit. Point this out to the entire group. Don't try to over-control or to rush the time together.
8. Don't forget to pray for the lost before closing the meeting





